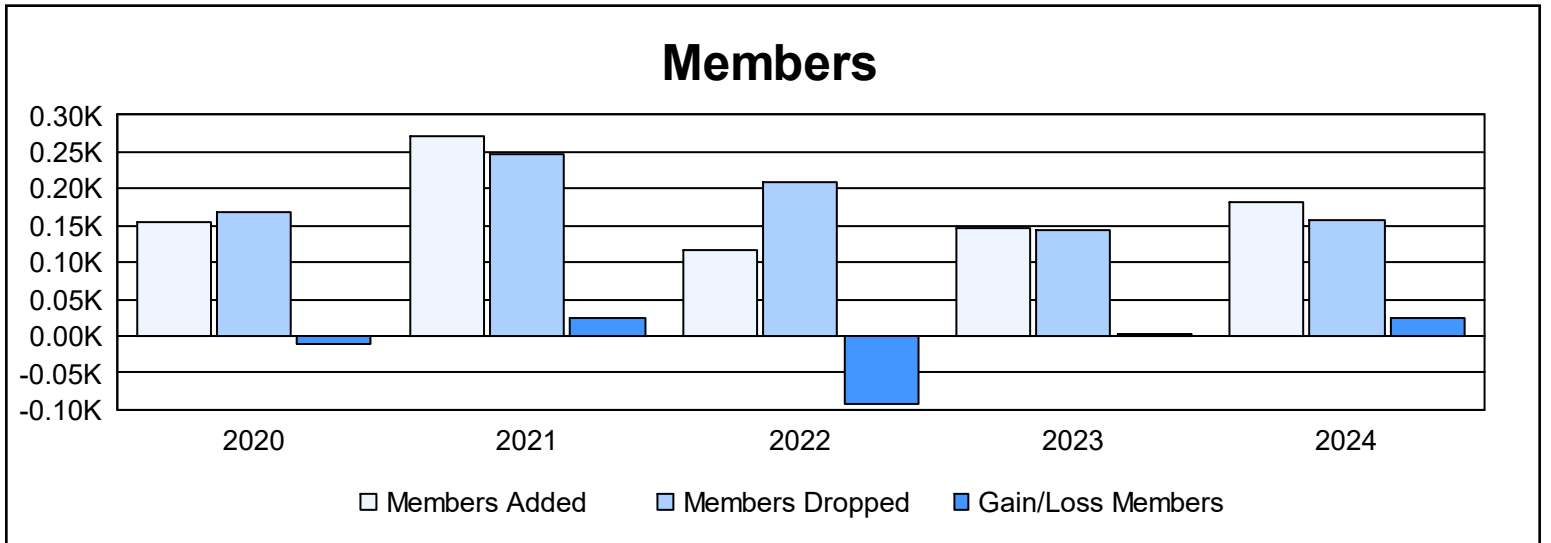
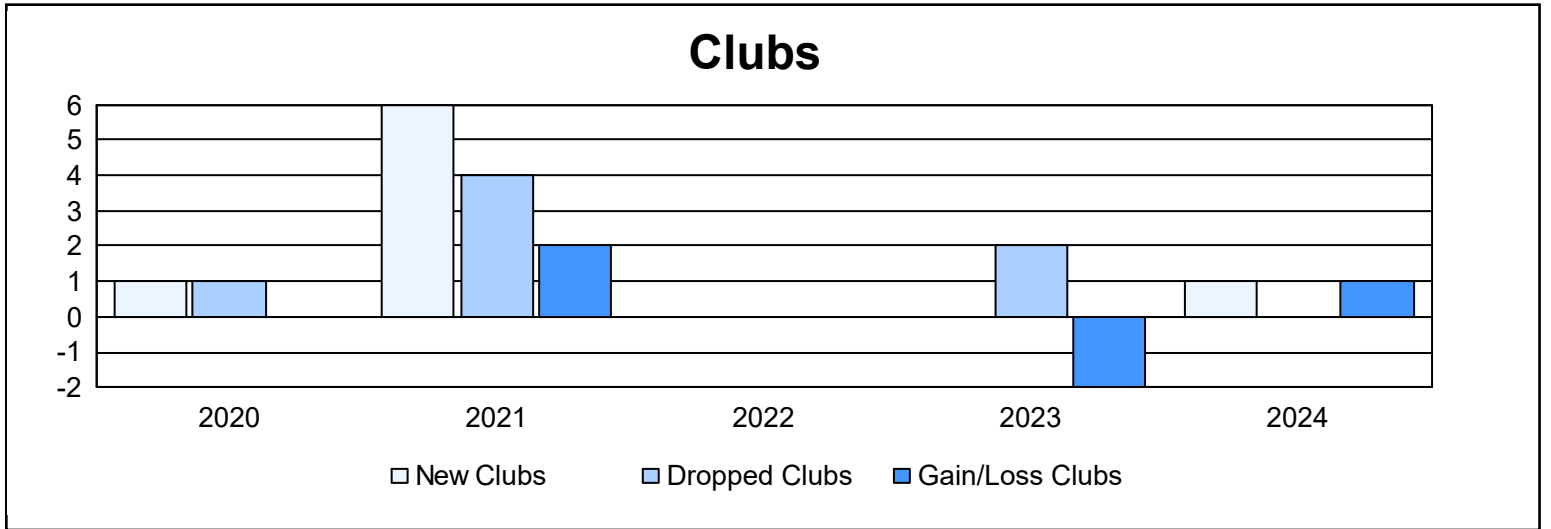
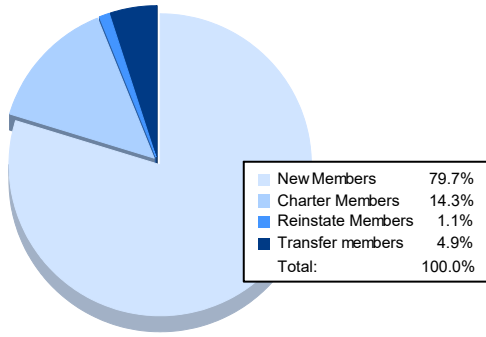


Year	New Clubs	Dropped Clubs	Gain/ Loss Clubs	New Members	Charter Members	Reinstate Members	Transfer Members	Total Member Added	Total Members Dropped	Gain/ Loss Members
2019-2020	1	1	0	83	17	35	20	155	167	-12
2020-2021	6	4	2	130	102	8	32	272	247	25
2021-2022	0	0	0	89	5	10	14	118	210	-92
2022-2023	0	2	-2	118	2	7	19	146	144	2
2023-2024	1	0	1	145	26	2	9	182	157	25
<b>Average</b>	<b>2</b>	<b>1</b>	<b>0</b>	<b>113</b>	<b>30</b>	<b>12</b>	<b>19</b>	<b>175</b>	<b>185</b>	<b>-10</b>



### Membership Composition June 2024 Cumulative



### Gender Composition June 2024 Cumulative

